

Demand No. 25
HOME, PROHIBITION AND EXCISE DEPARTMENT
MOTOR VEHICLES ACTS – ADMINISTRATION
POLICY NOTE 2009-2010

I. ROAD TRANSPORT AN OVERVIEW

1. The quality of the transport system is a prime indicator of economic prosperity and development of a State. A good road network is a prerequisite for the success of all economic activities. The department is committed to provide high quality service to the citizens through adequate enforcement of statutory and non-statutory regulations coupled with modernisation and computerisation.

II. OBJECTIVES OF THE DEPARTMENT

2. The major objectives of the department are the following:-
- (i) Efficient delivery of all its services to the citizens;
 - (ii) Maximising revenue to the Government by ensuring that all taxes and fees on vehicles are collected without any leakage;
 - (iii) Promoting Road Safety and providing relief to the victims of road accidents;
 - (iv) Controlling vehicular pollution.

III. Growth of Vehicles

3. As regards vehicle population Tamil Nadu ranks second in the country, next only to Maharashtra with a total vehicle population of 110.40 lakhs vehicles as of March 2009. In respect of two wheelers the State tops the list in the country with 90.36 lakhs vehicles as of March 2009. The number and type of vehicles and the growth of vehicle population both in Transport and Non-Transport sectors are furnished in Annexures I – III.

IV. REVENUE COLLECTION

4. The Transport Department is one of the major revenue earning Departments of the State Government. The total revenue earned by Transport Department during the year 2007-08 was Rs.1494.58 crore. For the financial year 2008-2009, a sum of Rs.1718.81 crore has been collected upto March 2009. The total revenue earned by the Department during the past five years through taxes and fees is furnished in Annexures IV -VI. The growth in revenue in 2008-09 over 2007-08 is 15.05 %.

V. EFFICIENT DELIVERY OF SERVICES

5. The Transport Department enforces the provisions of Motor Vehicles Act, 1988, Central Motor Vehicles Rules, 1989, Tamil Nadu Motor Vehicles Rules, 1989, Tamil Nadu Motor Vehicles Taxation Act, 1974 and Tamil Nadu Motor Vehicles Taxation Rules, 1974 and several other related minor Acts and Regulations.

The measures taken to improve the delivery of services are outlined below:-

(i) Strengthening the organization

6. The Transport Department is headed by the Transport Commissioner and it functions under the administrative control of the Home, Prohibition and Excise Department in Government. The Transport Commissioner is also the State Transport Authority and Road Safety Commissioner for Tamil Nadu. In the districts, except in Chennai, the respective District Collectors are the Regional Transport Authorities and in Chennai District the Joint Transport Commissioner is the Regional Transport Authority. The Regional Transport Authorities are incharge of all matters relating to grant and regulation of transport permits. Appellate and revision powers against the orders of the Regional Transport Authorities and the State Transport Authority lie with the State Transport Appellate Tribunal, Chennai. Presently, the Transport Department

functions with 11 Zonal Offices, 61 Regional Transport Offices, 49 Unit Offices and 20 Check Posts.

(ii) Improving the infrastructure

(a) Construction of Office Buildings

Zonal Offices

7. There are 11 Zonal Offices in the State at Chennai (North), Chennai (South), Villupuram, Salem, Erode, Coimbatore, Thiruchirapalli, Thanjavur, Madurai, Virudhunagar and Tirunelveli. Out of these 11 Zonal offices, only the Coimbatore and Tirunelveli Zonal offices are functioning in Government buildings. At present, building is being constructed for Deputy Transport Commissioner's office, Madurai.

Regional Transport Offices

8. Out of 61 Regional Transport Offices in Tamil Nadu, 29 offices are functioning in own buildings. Buildings for 4 Regional Transport Offices at Cuddalore, Nagapattinam, Krishnagiri and Sankagiri are presently under construction.

Unit Offices

9. Out of the 49 Unit offices in Tamil Nadu 3 Unit offices at Kovilpatti, Valliyur and Thiruchendur are presently functioning in Government building. At present, buildings for 6 Unit offices at Gudalur, Gudiyatham, Arani, Chidambaram, Mayiladuthurai and Sathyamangalam are under construction.

(b) Modernisation of Checkposts

10. There are 20 Checkposts of which 19 are functioning on the borders of the adjoining States of Andhra Pradesh, Karnataka, Kerala and Puducherry and one Checkpost at Poonamallee is functioning within the State specially intended to monitor the movement of incoming vehicles from Bangalore (Karnataka) and Chittoor (Andhra Pradesh) via various

diversion routes. The Government have accorded administrative approval for the modernisation of the Pethikuppam (incoming) and (outgoing) Check posts and Hosur (incoming) Checkpost.

(c) Improvements to Testing Tracks

11. The provision of scientifically designed testing track is essential to facilitate adequate and proper testing and checking of the driving skills of the applicants before issue of licenses. Out of 61 Regional Transport Offices and 49 Unit Offices, 24 Regional Transport Offices and one Unit office are presently equipped with full-fledged testing tracks . Further, testing tracks are under construction in 5 Regional Transport Offices and 2 Unit Offices. Efforts are being made to provide testing tracks in all the other offices in a phased manner.

(iii) Computerisation and Modernisation

12. In order to render speedy and efficient service to the public, steps were first initiated during 1999 to computerise some of the functions in Transport Department by ensuring creation of a proper database. The objective was also to provide greater transparency and to prevent the 'bogus licences'. The computerisation of the Department which was taken up in 3 phases has now been completed. At present, all the public related functions of the Transport Department such as issue of Licences, Permits, Registration Certificates, Fitness Certificates, Payment of Tax etc., are being discharged through Computers using customised softwares named "Vahan and Sarathi" developed by the National Informatics Centre. This software is in use in 61 Regional Transport Offices and 49 Unit Offices.

(a) Interlinking of all the Offices / Connectivity:-

13. Presently all Regional Transport Offices and Unit Offices except 9 newly created Unit offices have been provided with Broadband connectivity. Steps are also under process for

interlinking the remaining new offices with Broadband connectivity. Presently data access to other user departments such as Police, State Crime Record Bureau, Civil Supplies Department etc., has been made available for facilitating better enforcement.

14. Presently details relating to Registration of Vehicles and Driving Licences are being uploaded to the central server using the Broad Band connectivity by all the offices of Transport Department.

(b) Introduction of Smart Card

15. Issuing of Driving Licences and Registration Certificates in the Smart Card System has been introduced on a pilot basis in three Regional Transport Offices Chennai (South), Cuddalore and Sivaganga. The Smart Card system has been implemented in Regional Transport office Chennai(South) from 10.11.2008, in Regional Transport office, Sivaganga from 28.12.2008 and in Regional Transport office, Cuddalore from 10.2.2009. Based on the performance of Smart Card project introduced in the above Regional Transport offices, the system will be introduced to cover all Regional Transport Offices / Unit Offices in the State.

(c) Setting up of Dedicated Learner's Licence Centres:-

16. In order to minimise subjectivity in the issue of Learner's Licences and to streamline the existing procedures, Dedicated Learner's Licence Centers have been commissioned in 23 Regional Transport Offices and 2 Unit Offices. The system will be introduced in 10 more offices in the coming months. This has been implemented under the E-Governance project of the Government of India.

(d) Check post computerisation

17. There are 20 Check Posts functioning in this department. At present 8 Check Posts have been taken up for computerisation and the work has been completed. The process of inter connecting the Check Posts with Broadband connectivity to facilitate exchange of information is also under process.

(e) E-services

18. As part of the E-Governance initiatives the Transport Department offer the following e-Services to the public.

- (1) Booking online appointments to avail the services of Regional Transport office;
- (2) Registering Grievances online;
- (3) Online viewing of Grievance status;
- (4) Finding Regional Transport office Jurisdiction based on postal pin codes;
- (5) Downloading 10 different application forms for various services.

(iv) Free supply of application forms

19. Government is supplying 10 types of forms prescribed under the Central Motor Vehicles Rules, 1989 in English free of cost to the public with effect from October 2008. Now, taking into consideration of the demands from public 10 types of forms prescribed under the Central Motor Vehicles Rules, 1989 in Tamil version will be supplied free of cost to the public from this year.

VI. IMPROVING TRANSPORT FACILITIES

(i) MINI BUS SCHEME

20. The transport services provided by the Government to the public is increasing day by day. More than 18,000 buses are operated through out the State. These facilities are

available in rural, semi-urban and urban areas. Apart from this public transport system, recognizing the need to provide public transport facilities to the people of unserved or inadequately served, semi-urban and rural areas, the Government introduced the “Mini-bus Services Scheme” to be operated by private individuals from 1997. Considering the benefits of this scheme, Government modified this scheme in 1999 enabling operations of Mini Buses in the rural areas for a total distance of 20 kms, with an overlapping distance of 4 kms on the served sectors. This modified scheme has been challenged before the Court of Law and Government is taking appropriate steps to have the matter sorted out. Presently 4041 mini buses are plying in Tamil Nadu. The Government is also exploring the possibility of bringing out a “New Mini Bus Policy” by formulating a State-wide comprehensive Area Scheme.

(ii) Inter State Agreements

21. In order to facilitate free flow of passenger and goods traffic among neighbouring States, Inter-State agreements are arrived at either on single point tax or on concessional rates on reciprocal basis. This agreement enables operation of goods and passenger services between two agreeing states for unhindered movement of a specified number of goods carriages, contract carriages and stage carriages. Tamil Nadu State had already entered into agreements with the neighbouring States of Karnataka, Andhra Pradesh, Kerala and Puducherry, but these were not renewed, updated and finalised for 10 years. In order to provide additional transport facilities and also to connect the important commercial business centers and the centers of tourist attraction throughout the Southern States, supplemental Inter-State Agreements have been formulated with the neighbouring States as below:-

- (a) A Supplemental Agreement has been notified on 07.01.2008 between Tamil Nadu and Karnataka, whereby Tamil Nadu can operate 315 new buses and

Karnataka can operate 300 new buses, covering service kilometre of 1.25 lakhs kms. This is in addition to the existing 447 buses serving 85,476 kms.

- (b) A Supplemental Agreement has been notified on 27.06.2008 between Tamil Nadu and Kerala whereby Tamil Nadu can operate 39 buses and Kerala can operate 45 buses covering service kilometre of about 12,000 Kms. This is in addition to the existing 386 buses serving 72,367 kms.
- (c) A Supplemental Agreement has been notified on 15.11.2007 between Tamil Nadu and Andhra Pradesh whereby Tamil Nadu can operate 123 buses and Andhra Pradesh can operate 140 buses covering service kilometre of about 46,000 kms. This is in addition to the existing 572 buses serving 56,709 kms.
- (d) A Supplemental Agreement is being finalised to operate buses between Tamil Nadu and Puducherry whereby Tamil Nadu can operate 168 buses and Puducherry can operate 42 buses. This is in addition to the existing 389 buses.

(iii) Goods Carriage Permits

22. Based on the agreement, for Goods carriage permits the details of increase of the limit of the quota of Goods carriage permits are as below :-

- (i) from 7500 to 15000 in respect of Tamil Nadu and Karnataka;
- (ii) from 3000 to 8000 between Tamil Nadu vehicles plying in Puducherry ;
- (iii) from 300 to 800 in respect of Puducherry vehicles plying in Tamil Nadu ;

(iv) from 5400 to 10000 between Tamil Nadu and Andhra Pradesh ;

The quota of 10000 Goods carriage permits fixed between Tamil Nadu and Kerala remains without any change.

(iv) Motor Cabs:

23. In respect of Tamil Nadu and Karnataka States, it has been agreed to maintain the existing quota of 5000 motor cab permits (including Tourist Taxis) for each state to be countersigned. In respect of Tamil Nadu and Andhra Pradesh State, the category of Ordinary Taxi Cabs and Tourist Cabs has been merged in to one category as Motor Cab and the earlier quota of 400 permits has been increased to 1000 permits for each State. As per the Inter-State Agreement entered in 1999 between Tamil Nadu and Kerala, each State can countersign permit of 600 Tourist Taxis and 350 ordinary Taxis. In the present agreement the above two categories are merged into one expression, 'motor cab". In respect of Tamil Nadu and Puducherry, there shall be no limit to the number of permits to be countersigned by each State in respect of Motor Cabs (including Tourist Taxis).

(v) Authorickshaws:

24. With a view to provide employment to the unemployed youth of Chennai City, the Government relaxed the ban on issue of Auto permits in Chennai City and granted 10000 LPG dedicated Autorickshaw permits earlier (5000 with subsidy and 5000 without subsidy). Since sufficient valid applications were not received for the subsidised auto permit scheme, the Government have increased non-subsidised auto permits to 7500. So far, 4495 permits have been given under non-subsidy scheme and 811 under subsidy scheme.

VII. ROAD SAFETY

(i) Policy and Institutional Arrangements

25. Ensuring road safety is one of the priority areas receiving the constant attention of Government. Tamil Nadu is the first State in the country to have brought out a Road Safety Policy. This policy has been brought out with a vision to stop and reverse the increasing trend in the number of accidents, through adoption of comprehensive measures covering engineering, education, emergency care and enforcement measures.

26. In order to translate the objectives of road safety policy into reality, the Government have taken steps to create necessary institutional arrangements. The State Road Safety Committee has been constituted under the Chairmanship of Honourable Minister for Transport, to advise the Government on all policies and programmes relating to Road Safety at the State level. This Committee seeks to review the implementation of various programmes of different departments and suggests policy initiatives to Government. The Committee has been expanded with additional members this year. The Government have also established the District Road Safety Committee functioning in each District under the Chairmanship of the District Collectors. This Committee has been entrusted with the job of considering various measures needed to promote road safety, prepare road safety plans with special attention to the accident prone spots/stretches, maintenance of roads, driver training, accident analysis, publicity initiatives, traffic planning, highway patrol and passenger amenities in the Districts. These Committees are required to meet at least once in a month. The Government have also now, constituted a "District Road Safety Committee for Chennai" under the Chairmanship of the Commissioner of Police, Chennai, to function from this year to address various Road Safety related issues in Chennai City.

Apart from these State level and District level institutions the State Road Safety Commissionerate also takes up the following activities:-

- ❖ Sending proposals to the Government on Road Safety Policies to be implemented in the State;
- ❖ Overseeing the functioning of the District Road Safety Committees;
- ❖ Reviewing the data relating to road accidents, taking up the case studies and identifying causes and remedial measures to avert accidents;
- ❖ Suggesting and recommending specific schemes for financial assistance under Road Safety Fund to the Districts and various other agencies including Non-Government Organizations engaged in the task;
- ❖ Expediting relief operations and post- accident remedial measures so that the victims could be timely and suitably assisted;
- ❖ Controlling the vehicular pollution by involving the Tamil Nadu Pollution Control Board, Police and other Agencies.

27. In order to analyse every fatal accident taking place in this State an Inter-Departmental team of officers comprising Police, Transport and Highways Departments has been constituted. This Inter-departmental team visits the accident spot, makes a comprehensive study from different angles, prepares a detailed report after critically analyzing the data and offers specific information and suggests suitable measures, preventive, remedial and punitive that may have to be initiated to avert such incidents in future. This newly set up information system is expected to provide useful inputs for policy initiatives by Government.

28. A portion of compounding fees and spot fines collected by Transport/ Police Departments is debited into "The Road Safety Fund" constituted by the Government to finance road safety activities. The Road Safety Fund is administered by an Inter-Departmental Committee headed by the Home

Secretary. The allocations made to this fund by the Government were Rs.3.75 crore in 2001-2002, Rs.5.00 crore in 2002-2003 and Rs.6.00 crore each during the years from 2003-04 to 2007-2008. The allocation to the fund has been further increased to Rs.10.00 crore in 2008-09. An additional amount of Rs.6.80 crore has been sanctioned by Government for carrying out the improvement works at the inter section points where the Districts Roads, intersects the National Highways. The allocations made to this fund by the Government for 2009-10 is Rs.15.00 crore.

(ii) Specific Measures for Road Safety

29. In order to prevent road accidents and to save precious lives involved in the accidents the Government have taken the following road safety measures :-

- The Government have made it compulsory for the driver, the person occupying the front seat, and the person seated in the front facing rear seats of the motor vehicle to wear seat belt while the vehicle is in motion.
- The Government made the 'wearing of helmets' compulsory for all the two-wheeler drivers and pillion riders. Subsequently on representations from the public, Government have exempted members of the Meivazhi Sabha, women pillion riders, and children pillion riders from compulsory wearing of helmets.
- In accordance with the existing provisions of Rule 100(2) of Central Motor Vehicles Rules 1989 use of black films in the wind screen glass and rear window of the vehicle is prohibited.
- The Government considers the safety of school children and college students as an important aspect of Road Safety. As one of the road safety measures the Government have prescribed that buses of Educational Institutions should be painted in "Yellow colour" so as to differentiate these buses from other Motor Vehicles, which

will also alert the drivers of other vehicles to drive cautiously.

- In order to enhance the driving skill which in turn will bring down road accidents, skill upgradation training to drivers of heavy vehicles is given from 01.10.2008. So far 12,498 drivers are trained under skill upgradation training upto 31.3.2009.
- Government is committed in strict enforcement of Motor Vehicles Act and Rules by dealing with offenders sternly. Besides launching of criminal prosecution against drivers involved in major and fatal accidents, the licences of such drivers are suspended for a period of not less than six months in the first instance and cancelled in the case of subsequent offences. The details relating to the number of driving licences suspended and cancelled are furnished in Annexures VII and VIII.

(iii) Emergency Accident Relief Centres

30. Considering the phenomenal increase in vehicular population contributing to increase in road accidents, 100 Emergency Accident Relief Centres have been established on all important National and State Highways, to give first aid to the accident victims within the “*golden hour*” and to arrange for treatment through the nearby referral hospitals. Each centre has an ambulance to respond to the accident with essential drugs, paramedical staff and driver available round the clock. The public can easily access these centres through the toll free Phone number-1073. Out of the 100 centres presently functioning, 66 centres are fully sponsored by private hospitals, institutions and non-government organisations and 34 centres are partially funded by them with the balance financial assistance from Government. The Government assistance is upto a maximum of Rs.40,000/- per month per centre. An amount of Rs.1.63 crore has been allotted for running these 34 partially sponsored Emergency Accident Relief Centres and due to the timely assistance rendered by these emergency accident relief centres, precious lives have been saved.

(iv) Compensation to Road Accident Victims:

31. The Motor Vehicles Act, 1988 provides for payment of compensation to the victims of road accidents with reference to their age, earning capacity, cause of the accident etc., The Act also provides for a minimum amount of compensation irrespective of the fact as to who was at fault. These claims are settled by the Motor Vehicles Accident Claims Tribunals established throughout the State. In addition, under the Chief Minister's Accident Relief Fund an ex-gratia payment is also allowed for the road accident victims and their legal heirs at the following scale:-

| Sl. No | Nature of Loss | Compensation (in Rs.) |
|---------------|-----------------------------|----------------------------------|
| 1 | Death | 10,000 |
| 2 | Total disability | 6,000 |
| 3 | Loss of one eye or one limb | 4,000 |
| 4 | Other cases | 500 |

An amount of Rs.8.00 crore has been provided during the year 2009-10 for this purpose. The statements showing the details of accidents and deaths, occurred during the year from 2004-05 to 2008-2009 are at Annexure IX and X.

32. Besides, ex-gratia payments are also sanctioned to the victims and bereaved persons involved in the road accidents travelling in buses belonging to State Transport Undertakings from the Chief Ministers Public Relief Fund. The Government have delegated powers to the District Collectors to sanction the amount. This enables the families of victims to get the relief quickly. This apart, exgratia payments are also being made to the families of the dead and to the injured involved in very serious and major road accidents from out of the Chief Minister's Public Relief Fund.

(v) Road Safety Week:

33. Every year, in the first week of January, Road Safety Week is celebrated throughout the State so as to create awareness among School / College students, drivers and all other road users. During the year 2008-2009, Rs.55.00 lakhs was provided for Road Safety awareness building programme with the focus on “Carefully drive, Reach alive”. Apart from this, workshops for drivers involved in road accidents are also conducted as a measure to sensitize them and to create greater awareness regarding road safety aspects.

VIII. CONTROLLING VEHICULAR POLLUTION

34. With the rapid increase in the number of vehicles, the problem of automobile pollution has assumed greater significance. Since the emission of smoke from motor vehicles is a major source of air pollution, specific standards for the permissible limits for such emission have been prescribed in the Motor Vehicles Act 1988. Further, Rule 115 of Central Motor Vehicles Rules 1989 also specifies that all the vehicles which are over one year of age should undergo emission tests every six months. The Government have authorized 248 Private Emission Testing Centres throughout Tamil Nadu as per rule 116(B) of Tamil Nadu Motor Vehicles Rules 1989 and have made it mandatory that at the time of every transaction relating to Motor Vehicles with Regional Transport Offices, certificate of Pollution Under Control will be checked.

Certain other measures in this regard include –

- Prescription of a time schedule for petrol driven Autorickshaws in Chennai city to get converted into Liquefied Petroleum Gas (LPG) mode. Tamil Nadu Pollution Control Board has also agreed to offer a subsidy of Rs.2000/- per Liquefied Petroleum Gas (LPG) auto as a measure of encouragement for switching over from Petrol autorickshaws to liquefied petroleum gas

(LPG) mode. Subsequently, the subsidy has been enhanced from Rs.2000/- to Rs.3000/-.

- Banning of new petrol and diesel autorickshaw permits.

IX. PART- II SCHEMES 2009-2010

35. The following new schemes are proposed to be implemented in the year 2009-2010.

(i) Provision of new Jeeps for Transport Department

Replacing the 6 old Jeeps by purchasing 6 new jeeps in the Regional Transport Offices at a cost of Rs.30.00 lakhs.

(ii) Purchase of Computers and Computer Peripherals

Computers, Servers, Printers and Computer Peripherals to the value of Rs.62.20 lakhs has been proposed to be purchased and supplied to Unit Offices, Regional Transport Offices, State Transport Appellate Tribunal and State Transport Authority.

(iii) Purchase of Fax Machines

2 new fax machines will be purchased for the use of officers in State Transport Authority at a cost of Rs.44,000/-.

(iv) Purchase of Steel Cupboards

6 Steel Cupboards will be supplied to State Transport Appellate Tribunal, at a cost of Rs.90,000/-.

X. CONCLUSION

36. Transport Department being the service oriented and regulatory organisation is committed to provide high quality service, manage revenue collection and enforce statutory and non-statutory regulations. In the context of rapid increase in the growth of vehicle population the Government is augmenting necessary interventions to equip the department with modern infrastructure so as to simplify the procedures for ensuring better service delivery to the public. These continuous efforts will be pursued in the coming years also.

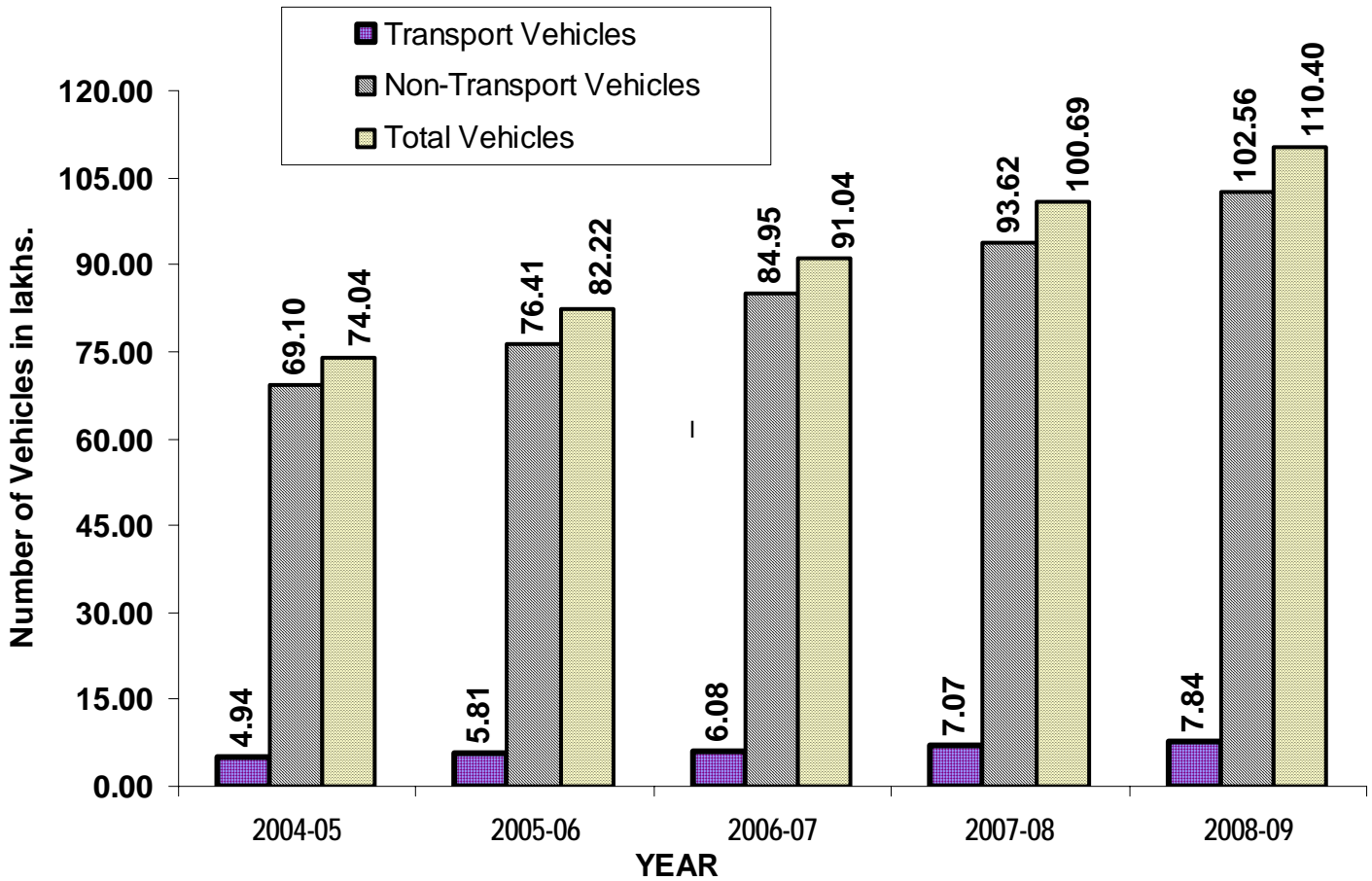
K.N. NEHRU
MINISTER FOR TRANSPORT

ANNEXURE-I
Details of vehicle Population

(see para 3)

| Financial Year | Transport Vehicles | Non-Transport Vehicles | | Total Vehicles | Rate of increase in vehicles (Percentage) |
|----------------|--------------------|------------------------|-----------|----------------|---|
| | | Two Wheelers | Others | | |
| 1 | 2 | 3 | 4 | 5 | 6 |
| 2004-05 | 4,93,926 | 61,06,057 | 8,03,761 | 74,03,744 | 9.64 |
| 2005-06 | 5,81,106 | 67,50,328 | 8,90,296 | 82,21,730 | 11.05 |
| 2006-07 | 6,08,325 | 75,03,426 | 9,91,869 | 91,03,620 | 10.73 |
| 2007-08 | 7,06,869 | 82,60,019 | 11,02,122 | 1,00,69,010 | 10.60 |
| 2008-09 | 7,84,714 | 90,36,783 | 12,18,872 | 1,10,40,369 | 9.65 |

ANNEXURE-II
Growth in Vehicle Population



(see para 3)

ANNEXURE-III

Vehicular Position in Tamil Nadu as on 31/3/2009 is given below:-

(see para 3)

| TRANSPORT | | NON TRANSPORT | |
|-----------------------------|-----------------|----------------------|------------------|
| STAGE CARRIAGES | | TWO WHEELERS | |
| PUBLIC (STU) | 18,767 | Motor Cycle | 44,16,484 |
| PRIVATE | 7,183 | Scooter | 12,45,745 |
| Total | 25,950 | Mopeds | 33,74,554 |
| Mini bus | 4,041 | Total | 90,36,783 |
| CONTRACT CARRIAGES | | | |
| Autorickshaw | 1,52,072 | Motor Car | 9,24,800 |
| Ordinary Taxi | 3,593 | Jeep | 42,510 |
| Motor Cab(State Permit) | 63,278 | Tricycle Auto | 4,331 |
| Motor Cab(All India Permit) | 9,436 | Station Wagon | 2,818 |
| Maxi Cab(State Permit) | 37,655 | Tractor | 1,39,225 |
| Maxi Cab(All India Permit) | 2,329 | Three Wheeler | 59,548 |
| Omni Bus (State Permit) | 460 | Four Wheeler | 15,767 |
| Omni Bus (All India Permit) | 161 | Road Roller | 1,732 |
| Total | 2,68,984 | Others | 28,141 |
| OTHERS | | | |
| Private Service Vehicles | 9,407 | | |
| School Bus | 13,219 | | |
| Ambulance | 5,233 | | |
| Fire Fighter | 1,564 | | |
| Total | 29,423 | | |

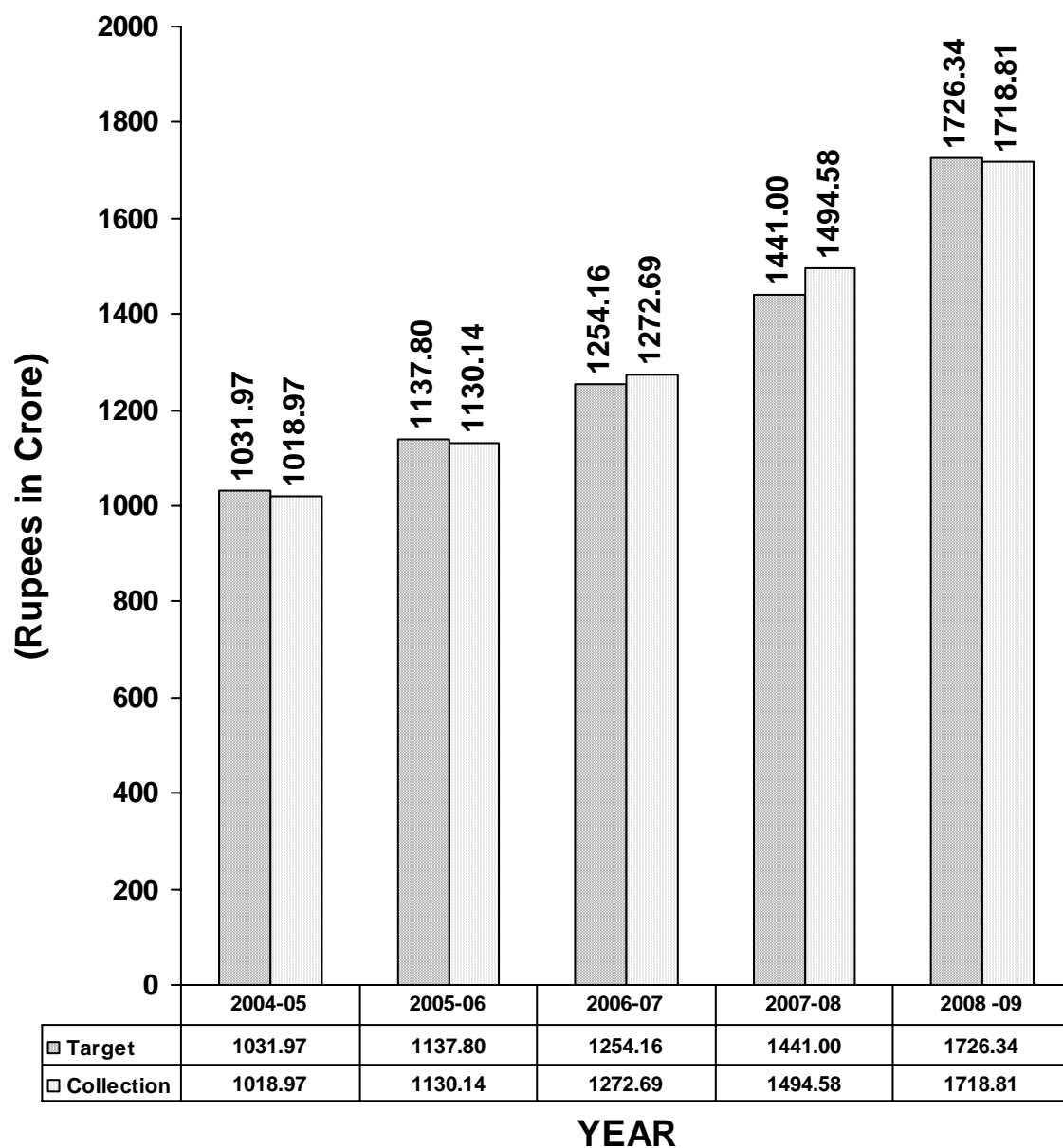
| TRANSPORT | | NON TRANSPORT | |
|----------------------------|-----------------|--------------------------------|--------------------|
| GOODS CARRIAGES | | | |
| Lorries (State Permit) | 1,83,881 | | |
| Lorries (National Permit) | 47,612 | | |
| Tractor & Trailor | 70,368 | | |
| Light Commercial Vehicles | 1,48,375 | | |
| Articulated Vehicles | 6,080 | | |
| Total | 4,56,316 | | |
| Transport Total | 7,84,714 | Non Transport Total | 1,02,55,655 |
| STATE TOTAL | | | 1,10,40,369 |


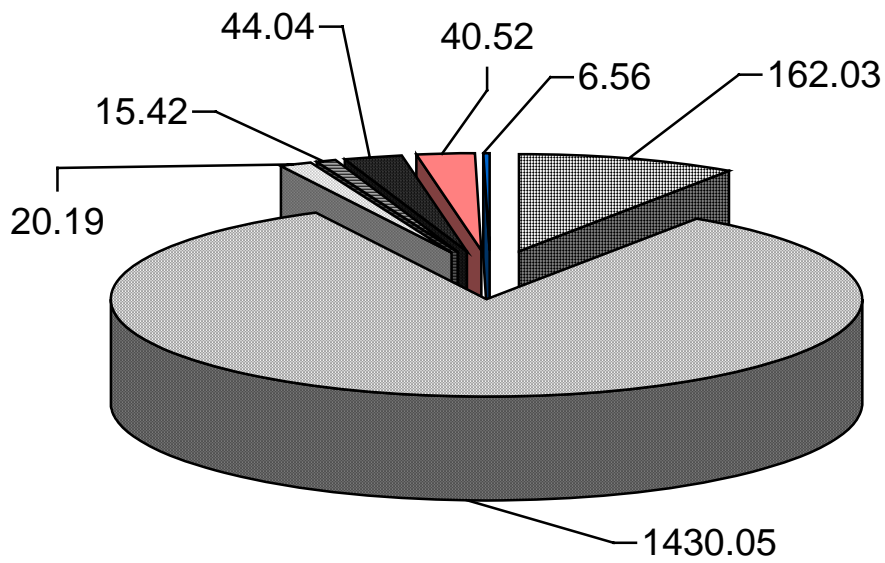
ANNEXURE -IV
Revenue Growth

(see para 4)

| Financial year | Target for the year (Rs. in crore) | Collection of Motor vehicles tax and fees (Rs. in crore) | % of Achievement | % of growth over the previous year |
|-----------------------|---|---|-------------------------|---|
| 2004-05 | 1031.97 | 1018.97 | 98.74% | 8.58% |
| 2005-06 | 1137.80 | 1130.14 | 99.33% | 10.91% |
| 2006-07 | 1254.16 | 1272.69 | 101.47% | 12.61% |
| 2007-08 | 1441.00 | 1494.58 | 103% | 17.43% |
| 2008-09 | 1726.34 | 1718.81 | 99.56% | 15.05% |

ANNEXURE –V
Revenue Growth
(see para 4)



ANNEXURE- VI**Headwise collection of Revenue for the year 2008-09****(Collection upto March 2009)****(Rs. in Crore)***(see para 4)*

ANNEXURE-VII

**Action against the drunken driving for the period from
April 2008 to March 2009**

(see para 29)

| Driving Licences Suspended | Driving Licences Cancelled |
|---------------------------------------|---------------------------------------|
| 7691 | 1356 |

ANNEXURE -VIII

**Action against the drivers involved in fatal accidents for the period
from April 2008 to March 2009**

(see para 29)

| Driving Licences Suspended | Driving Licences Cancelled |
|---------------------------------------|---------------------------------------|
| 6742 | 358 |

ANNEXURE-IX**Details of Total Accidents and Fatal Accidents in Tamil Nadu***(see para 31)*

| Calendar Year | Total Accidents | Fatal Accidents | No. of fatalities | % increase in fatalities over the previous year |
|----------------------|------------------------|------------------------|--------------------------|--|
| 2004 | 52508 | 8733 | 9507 | 2.50 |
| 2005 | 53878 | 8844 | 9760 | 2.66 |
| 2006 | 55145 | 10055 | 11009 | 12.80 |
| 2007 | 59140 | 11034 | 12036 | 9.33 |
| 2008 | 60409 | 11813 | 12784 | 6.21 |

ANNEXURE- X**Comparative Statement of Total Accidents with Fatal Accidents***(see para 31)*