

Draft 1

Proceedings of the Commissioner of Municipal Administration,  
Chennai 600 005.

Present: Dr. P.SENTHILKUMAR, I.A.S.,

Roc.No.18085/11-1/LA3

Dated: .07.2011

**Sub:** Grant - 3<sup>rd</sup> SFC - Grant to **Municipalities** for the year **2011-12** - Funds released - Release of SFC Grant to the ULBs for the months of **APRIL, MAY & JUNE 2011** - Regarding.

**Read:** 1. G.O.(Ms.)No. 199, Finance (FC-IV) Department, dated 25.05.2007.  
2. G.O.(D)No.254, Municipal Administration and Water Supply Department., dated 11.07.2011.

\*\*\*\*\*

ORDER:

In the G.O. 2<sup>nd</sup> read above Government have issued orders for release of State Finance Commission Grant to Urban Local Bodies for the months from April 2011 to January 2012 at the following rates:-

<b>Municipalities</b>	- <b>Rs. 61,51,66,000/- p.m.</b>
<b>Municipal Corporations</b>	- <b>Rs. 45,01,21,500/- p.m.</b>

2) In para 9 of the G.O. 2<sup>nd</sup> read above the Commissioner of Municipal Administration is authorised and permitted to present bill and draw the amount.

3) Hence, sanction is accorded for the drawal of a sum of **Rs. 184,54,98,000/- (Rupees one hundred eighty four crores fifty four lakh and ninety eight thousand only)** for the months of **April, May and June 2011** towards the devolution amount payable to Municipalities as detailed below:-


(Rupees)

Director of Local Fund Audit, Chennai 108	Towards Pension Payment to the Retired Municipal employees (Rupees twenty six crore thirty seven lakh four thousand and seven hundred eight only)	26,37,04,708/-
The Chairman & Managing Director, TUFIDCO	Towards Repayment of i) Loan for Special Road Works Rs. 3,26,04,906/- ii) Over due under TIFS (Own Fund) Rs. 80,83,612/- (Rupees four crore six lakh eighty eight thousand five hundred and eighteen only )	4,06,88,518 /-
The Chief Executive Officer, TNUDF	Towards Repayment TNUDF Annuity Dues (Rupees one crore twenty two lakh eighty three thousand and five hundred ninety five only)	1,22,83,595/-
The Commissioner of Municipal Administration, Chennai - 5.	To meet out the ensuing ULBs election expenditure as ordered in para 8 of the Govt. Order (Rupees three crore only)	3,00,00,000/-
The Manager, State Bank of India, Treasury Branch, Thousand lights, Chennai - 6.	Towards distribution of grant amount to Municipalities (Rupees one hundred forty nine crore eighty eight lakh twenty one thousand one hundred and seventy nine only)	149,88,21,179/-
<b>Total</b>		<b>184,54,98,000/-</b>

3) The expenditure of Rs. 184,54,98,000/- (Rupees one hundred eighty four crores fifty four lakh and ninety eight thousand only) shall be **DEBITED** to the following head of account:

**3604-00-Compensation and assignments to local bodies and Panchayat Raj Institutions-192- Assistance to Municipalities/ Municipal Councils - I Non Plan-AA. Grants to Municipalities as per the recommendations of State Finance Commission controlled by Commissioner of Municipal Administration- 09.Grants-in-aid- 02.Grants for Capital Expenditure  
(DP Code 3604 00 192 AA 0929)**




4) The Accounts Officer of this office is authorized to draw and disburse the above amount by presenting necessary bills at the Pay and Accounts Office (East).

  
**Commissioner of Municipal  
Administration**

To  
The Accounts Officer of this office  
Pay and Accounts Officer (East)

The Director of Local Fund Audit, Chennai-108.  
The Chairman & Managing Director, TUFIDCO  
The Chief Executive Officer, TNUDF  
Copy to: Financial Advisor

The Municipal Commissioner concerned  
The Commissioner, Tuticorin / Erode / Vellore / Tiruppur Corporation  
A /LA/D Section Superintendents / A1 Assistant/LA3 – Seat  
Debt Monitoring Cell  
All Regional Directors of Municipal Administration





Sl. No.	NAME OF THE MUNICIPALITY	Allotment per month of Apr, May & June 2011	Total Allotment for Apr, May & June 2011	PENSION DEMAND				TUFIDCO DEMAND				Gross Deduction	Net Release		
				Apr & May Tentative Demand already deducted	Apr & May Actual Demand now raised	Difference	Demand for June	Net Demand	Deduction effected	Excess paid to DFLA to be adjusted in future demand	Special Road work demand-Quarter ending 30.06.2011			Infrastruct ure Funding Scheme	TNUDF Dues
										Principal	Interest	Total			
94	Bodinyakanur	4359821	13076483	1369816	2674766	710949	1269422	2000771	2000771	198015	103621	301636	0	2302307	10774156
95	Gudalur (T)	2109703	6391019	611890	484157	-127733	277734	150001	150001	36733	19204	55937	0	205938	6123171
96	Karalkudi	5141759	15425274	3437684	3365653	-72031	4136460	4064429	4064429	236146	123456	359602	0	2008421	6432452
97	Devakotta	2404566	7213688	1302826	2110472	-807646	1369608	2177454	2177454	0	0	0	0	0	2177454
98	Sivangola	2386119	7164357	1112656	995045	-117611	1931365	1813764	1813764	182898	95514	278212	0	2091966	5072391
99	Ramanathapuram	3684305	11052915	1256374	1381974	125600	1859954	1985264	1985264	183664	96019	279683	0	2452112	7421915
100	Paramakkudi	5006677	15020031	1686398	1983058	197660	2014842	2212602	2212602	157657	8186	239510	0	492030	12567919
101	Keelakarai	1806556	5417285	209816	246630	-76610	419477	340867	340867	36733	19204	55937	0	518129	4924835
102	Rameswaram	2254403	6763209	325240	246630	0	5163602	5329345	5329345	341426	178486	519922	6701	2091469	6247080
103	Dindigul	11594478	35083434	5966774	6132227	186453	1467518	2363025	2363025	147108	428490	519922	0	2791515	29224665
104	Kodakkal	1957580	5872740	1594968	2479875	895907	1467518	2363025	2363025	220520	115287	335807	0	2519895	3081225
105	Palani	3991934	11975902	3035822	2801894	-234128	2417017	2182889	2182889	0	0	0	0	0	9457106
	Trippur Region	0	0	0	0	0	0	0	0	0	0	0	0	0	0
106	Erode	8930582	26815746	7397642	4912848	-2484794	4259888	1775094	1775094	281618	147229	428847	0	2203841	24611805
107	Dharmapuri	3958516	11575548	1820893	2286893	465797	2119921	2485618	2485618	213026	111389	324395	0	2910013	8655535
108	Gobichettipalayam	3275083	98295249	18117906	2181467	284171	2643032	3107203	3107203	182730	85074	247804	0	3366007	6470242
109	Sathyamangalam	2002291	6006873	1127428	1329687	202298	1058893	1281152	1281152	159885	83472	243137	0	1504289	4502584
110	Bhavani	2302249	6907494	901652	1438053	536501	728603	1266104	1266104	123302	64462	187764	0	1463086	5453626
111	Kasipalayam (E)	3109442	9328448	139946	139410	-51438	72739	21303	21303	96505	48226	145431	0	168734	9161712
112	Peyseyanur	1901470	5704410	9046	190837	181791	20888	202679	202679	36733	19204	55937	0	258816	5445754
113	Punjapullampatti	880671	2642013	175162	186916	-1098	19801	140623	140623	36733	19204	55937	0	195660	2445453
114	Sudampatti	1898957	5690871	29726	28630	-1098	19801	18505	18505	24250	70778	55937	0	269578	5547966
115	Veerappanahallam	4318842	12960528	242312	258501	18189	182611	198800	198800	46528	24324	70852	0	142815	12660948
116	Vellore	2044904	6134412	121984	122118	134	87767	87901	87901	36733	18204	55937	0	143838	5990574
117	Pallekhi	5243064	15729162	4900564	6397712	487358	4866464	5303822	5303822	274668	143378	417986	0	5727608	10007364
118	Tiruppur	20457731	61373163	5041306	6307666	266280	3785279	4051539	4051539	374731	189308	570639	0	48322178	86750985
119	Udamalpet	3642871	10628613	1910740	2311049	400308	2573503	2973812	2973812	253465	132260	366715	0	3369627	7269006
120	Mettupalayam	3954171	11862513	1924656	2020788	96132	1381117	1477249	1477249	250566	130995	381561	0	1688910	40003703
121	Gondampalayam	2868456	8599365	42158	39419	2739	29816	27076	27076	36733	19204	70852	0	83013	6516352
122	Kuniamuthur	3487270	10491810	131922	189427	56605	562735	619340	619340	48528	24324	70852	0	690192	9801618
123	Kurichi	4622630	13887890	414338	387604	-26634	415833	389199	389199	48528	24324	70852	0	1318132	12549768
124	S.Nallur	1761307	5255921	20362	19111	-1251	12165	10914	10914	14082	41019	55937	0	51933	5201988
125	Palladam	1782242	5346728	229542	231541	2489	1042688	1045177	1045177	36733	19204	55937	0	1101114	4245612
126	Vaiparai	6647111	18841333	252368	238062	-14526	192669	178143	178143	46528	24324	70852	0	248995	16692338
127	Vedampalayam	2712254	81368762	281660	55358	28498	38003	66501	66501	61221	32004	93226	0	564766	7552006
128	Udumalpet	6580609	18741827	3848484	6009839	1161345	3446768	4608131	4608131	145772	70852	424604	0	35122735	11776092
129	Connor	2980468	8841374	4133598	3975911	-158027	2998723	2841696	2841696	194806	101843	296678	0	373928	5428101
130	Gudalur (N)	2568866	7678865	184328	187738	13408	149483	162871	162871	36733	17572	54305	0	98171	315347
131	Nellai	2484130	7452390	56080	66461	361	39487	39828	39828	36733	19204	55937	0	555444	6916946
	Trinamalai Region	0	0	0	0	0	0	0	0	0	0	0	0	0	0
132	Kadayanallur	4488568	13468704	985680	982394	-3286	968684	963668	963668	128051	68544	194956	0	1148563	12320141
133	Sankaranakki	3182931	9548793	1737552	966711	-771841	947408	176568	176568	157587	82386	238973	0	416541	9133262
134	Tenkasi	3789363	11299089	1641824	2272146	579662	1530366	2110018	2110018	200282	104712	305004	0	2415022	8884067
135	Puliyangudi	3661334	10702002	9588930	781128	177532	681630	504098	504098	143970	75215	219085	0	723183	9978819
136	Sengola	1593544	4780632	723832	1190123	466291	692271	1158662	1158662	36733	19204	55937	0	1389275	3441357
137	Ambasamudram	1943924	5831772	411454	411128	-336	1718205	1714849	1714849	36733	19204	55937	0	1770768	4060986
138	Vikramasingapuram	2868414	8605542	481044	695084	214040	437024	651064	651064	19204	19204	55937	0	707001	32866241
139	Theocharukudi	12828508	38485624	6828572	6754429	-175143	4956881	4781736	4781736	286376	149715	436090	0	5819763	72666671
140	Kovilpatti	5192486	15677398	1992930	2048439	56489	1800343	1955832	1955832	161064	84204	245268	0	2201100	13376298
141	Kayalpattinam	1838471	5818413	291186	281042	-10144	248531	238387	238387	36733	19202	55935	0	581534	6238879

Sl. No.	NAME OF THE MUNICIPALITY	Allotment per month of Apr, May & June 2011	Total Allotment for Apr, May & June 2011	PENSION DEMAND				TUFIDCO DEMAND				Gross Deduction	Net Release						
				Apr & May Tentative Demand already deducted	Apr & May Actual Demand now raised	Difference	Demand for June	Net Demand	Deduction effected	Excess paid to D/F/A to be adjusted in future demand	Special Road work demand Quarter ending 30.06.2011			Infrastructure Funding Scheme	TNUDF Dues				
142	Nagercoil	12350918	37082757	4724140	4905171	181031	5192676	5374707	5374707	0	Principal	270084	Interest	141199	Total	411283	0	5785990	31296757
143	Colachel	1412386	4237156	282286	276440	-5948	200896	194848	194848	0	118977	62148	181025	0	375973	0	375973	3861285	
144	Kuzhithurai	1217394	3652182	559900	1055885	496085	1031056	1527140	1527140	0	115567	60418	175985	39081	1058312	0	2800518	851654	
145	Padmanabhapuram	1191981	3575943	386990	424088	37098	326100	363198	363198	0	106597	56729	162326	499862	0	1025386	0	1025386	250557
146	Rajapalayam	7252149	21786447	2657228	2483110	-174118	2372399	2198280	2198280	0	280737	148768	427505	0	2625785	0	2625785	19160652	
147	Aruppukkottai	4989339	14868017	2569530	4504602	1935072	1835072	4262748	4262748	0	142181	74331	216512	0	2853138	0	2853138	10488757	
148	Sivakasi	4285076	12855228	2423440	3193949	770509	1565891	2336090	2336090	0	294409	122579	357046	0	2473659	0	2473659	10562451	
149	Srivilliputhur	4345343	13030029	1644170	1701743	57673	2165932	2223555	2223555	0	164174	85829	250003	0	2473659	0	2473659	10562451	
150	Virudhunagar	4279910	12839730	3694616	4367420	682804	5119147	6801951	6801951	0	253283	132405	385668	71217	2242009	0	8500935	4338894	
151	Sattur	1866972	5800916	946766	882375	-64421	1463181	1398760	1398760	0	1159390	60325	175715	20563	220749	0	1815777	3785139	
152	Thiruthangal	2920729	9782187	192288	257195	64927	714464	779391	779391	0	38733	18204	55937	0	935328	0	935328	7926859	
	Election Fund	10000000	30000000															30000000	
	Total	615166000	1845498000	229887544	261386990	35499436	228095969	263595404	263704708	109304	21421684	11183222	32604906	8083512	12283595	0	346676821	1498821179	

Commissioner of Municipal Administration

  
 13/7/11  
 13/9/11

Dy. Secy II

**Proceedings of the Commissioner of Municipal Administration,  
Chennai 600 005.**

**Present: Dr. P.SENTHILKUMAR, I.A.S.,**

**Roc.No. 18085/11-2/LA3**

**Dated: .07.2011**

**Sub:** Grant – 3<sup>rd</sup> SFC – Grant to **Municipal Corporations** for the **year 2011-12** – Funds released – Release of SFC Grant to the ULBs for the months of **APRIL, MAY & JUNE 2011** – Regarding.

**Read:** 1. G.O.(Ms.)No. 199, Finance (FC-IV) Department, dated 25.05.2007.  
2. G.O.(D)No.254, Municipal Administration and Water Supply Department, dated 11.07.2011.

\*\*\*\*\*

**ORDER:**

In the G.O. 2<sup>nd</sup> read above Government have issued orders for release of State Finance Commission Grant to Urban Local Bodies for the months from April 2011 to January 2012 at the following rates:-

<b>Municipalities</b>	- <b>Rs.61,51,66,000/- p.m.</b>
<b>Municipal Corporations</b>	- <b>Rs.45,01,21,500/- p.m.</b>

2) In para 9 of the G.O. 2<sup>nd</sup> read above the Commissioner of Municipal Administration is authorised and permitted to present bill and draw the amount.

3) Hence, sanction is accorded for the drawal of a sum of **Rs.135,03,64,500/- (Rupees one hundred thirty five crore three lakh sixty four thousand and five hundred only)** for the months of **April, May and June 2011** towards the devolution amount payable to **Municipal Corporations** as detailed below:

(Rupees)


Director of Local Fund Audit, Chennai 108	Towards Pension Payment to the Retired Municipal employees (Rupees twenty three lakh ninety six thousand and seven hundred and fifty two only)	23,96,752/-
The Chairman & Managing Director, TUFIDCO	Towards Repayment of i) Loan for Special Road Works Rs. 1,23,72,118/- ii) Over due under TIFS (Own Fund) Rs. 1,69,69,430/- (Rupees two crore ninety three lakh forty one thousand five hundred and forty eight only)	2,93,41,548/-
The Chief Executive Officer, TNUDF	Towards Repayment TNUDF Annuity Dues (Rupees three crore thirty one lakh sixty eight thousand one hundred and nineteen only)	3,31,68,119/-
The Commissioner, Chennai Corporation, Chennai.	Towards grant payable to Chennai Corporation (Rupees sixty four crore eighty four thousand four hundred and eighty three only)	64,00,84,483/-
The Managing Director, Chennai Metropolitan Water Supply and Sewerage Board, Chennai - 2.	Towards grant payable to CMWSSB (Rupees seven crore eleven lakh twenty thousand four hundred and ninety eight only)	7,11,20,498/-
The Commissioner of Municipal Administration, Chennai - 5.	To meet out the ensuing ULBs election expenditure as ordered in para 8 of the Govt. Order (Rupees three crore only)	3,00,00,000/-
The Manager, State Bank of India, Treasury Branch, Thousand lights, Chennai - 6.	Towards distribution of grant amount to Municipal Corporations (except Chennai) (Rupees fifty four crore forty two lakh fifty three thousand and one hundred only)	54,42,53,100/-
<b>TOTAL</b>		<b>135,03,64,500/-</b>

3) The expenditure of Rs.135,03,64,500/- (Rupees one hundred thirty five crore three lakh sixty four thousand and five hundred only) shall be DEBITED to the following head of account:

**3604-00-Compensation and assignments to local bodies and Panchayat Raj Institutions-191 Assistance to Municipal Corporations - I Non Plan AA. Grants to Municipal Corporations as per the recommendations of State Finance Commission controlled by**




**Commissioner of Municipal Administration 09.Grants-in-aid 02.Grants for Capital Expenditure (DP Code 3604 00 191 AA 0921)**

4) The Accounts Officer of this office is authorized to draw and disburse the above amount by presenting necessary bills at the Pay and Accounts Office (East).

  
**Commissioner of Municipal Administration**

To  
The Accounts Officer of this office  
Pay and Accounts Officer (East)  
The Director of Local Fund Audit, Chennai-108.  
The Chairman & Managing Director, TUFIDCO  
The Commissioner, Chennai Corporation  
The Managing Director, Chennai Metropolitan Water Supply and Sewerage Board, Chennai - 2.

**Copy to:** Financial Advisor  
Commissioners, Corporations concerned  
The Managing Director, TNUIFSL, Chennai.  
Debt Monitoring Cell  
A /LA/D Section Superintendents / A1 Assistant/LA3 - Seat

RELEASE OF SFC GRANT TO URBAN LOCAL BODIES FOR THE MONTHS OF APRIL, MAY & JUNE - 2011

Sl. No.	NAME OF THE MUNICIPALITY	Allotment per month of Apr, May & June 2011	Total Allotment for Apr, May & June 2011	Pension demand						TUFIDCO				10% devolution share to CIAMSSB from the allotment of Chennai Corporation	TNUDF Dues	Gross Deduction	Net Release	
				Apr & May Tentative Demand already deducted	Apr & May Actual Demand now raised	Difference	Demand for June	Net Demand	Deduction effected	Excess paid to DLFA to be adjusted in future demand	Special Road work demand-Quarter ending 30.06.2011	Principal	Interest					Total Dues
CORPORATIONS																		
1	Chennai	237068327	711204981	0	0	0	0	0	0	0	0	0	0	0	0	71120498		640084483
2	Coimbatore	50805684	152417592	0	0	0	0	0	1653010	864128	2617139	0	0	0	0	2517139	2517139	149900453
3	Madurai	50696998	152087094	0	0	0	0	0	1745334	912452	2657786	18969430	0	0	0	33168119	52765335	99292669
4	Salem	38627807	114083721	13939-2	2605157	1211243	339778	1551021	1853010	884180	2617190	0	0	0	0	4068211	4068211	110016510
5	Tiruchirappalli	41048409	123199227	2219114	1440559	-778588	905160	126562	1530565	800172	238737	0	0	0	0	2457299	2457299	120681928
6	Tirunelveli	22476995	67430985	729118	947725	218617	500552	719189	1542768	808498	2345265	0	0	0	0	3088435	3088435	64362550
	Election Fund	10000000	30000000													30000000		
	Total	450121500	1350364500	4342166	4993438	651272	1745480	2396752	8124687	4247431	12372118	16969430	71120498	33168119	186026917	1184337583		

Commissioner of Municipal Administration

*[Handwritten signatures and dates]*  
 13/6/11  
 13/6/11  
 13/6/11